

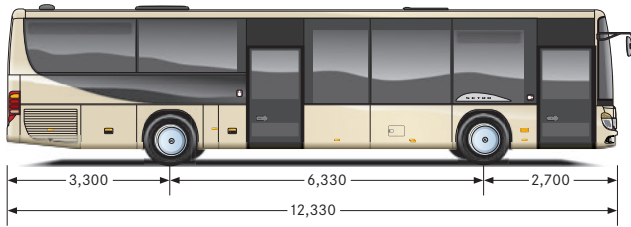
SETRA

The Sign of Excellence.

Technical specifications.
The MultiClass 400.

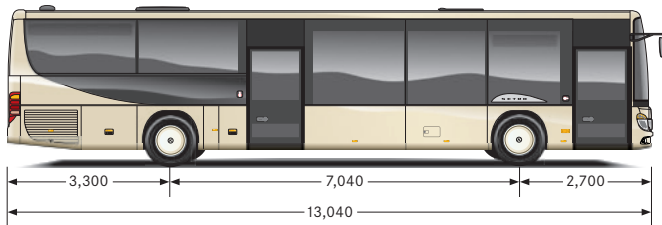


S 415 LE business



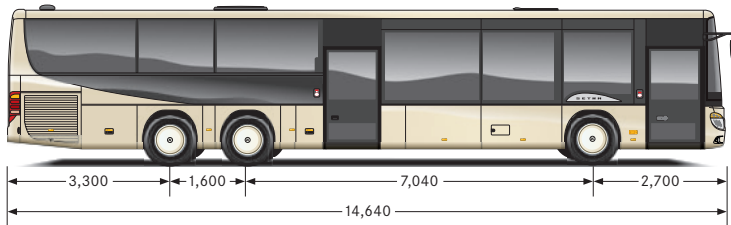
Total height 3,355
 Cockpit height 860
 Width 2,550
 Standing height, low-floor area 2,620
 Turning circle 21,996

S 416 LE business



Total height 3,355
 Cockpit height 860
 Width 2,550
 Standing height, low-floor area 2,620
 Turning circle 23,860

S 418 LE business



Total height 3,355
 Cockpit height 860
 Width 2,550
 Standing height, low-floor area 2,620
 Turning circle 23,520

All dimensions in mm

Mercedes-Benz OM 936, Euro VI

Type	6-cylinder in-line	
Fuel injection	Common-rail direct injection	
Nominal capacity [kW] at rotation speed [1/min]	220 1,800	260 1,800
Max. torque [Nm] at rotation speed [1/min]	1,200 1,200	1,400 1,200
Capacity [litre]	7.7	



Mercedes-Benz OM 470, Euro VI

Type	6-cylinder in-line, vertical	
Fuel injection	Common-rail fuel system with X-PULSE pressure booster	
Nominal capacity [kW] at rotation speed [1/min]	265 1,600	290 1,600
Max. torque [Nm] at rotation speed [1/min]	1,700 1,100	1,900 1,100
Capacity [litre]	10.7	



MultiClass 400	S 415 LE business	S 416 LE business	S 418 LE business
Engine			
Mercedes-Benz OM 936, Euro VI, nominal capacity 220 kW	●	●	–
Mercedes-Benz OM 936, Euro VI, nominal capacity 260 kW	○	○	–
Mercedes-Benz OM 470, Euro VI, nominal capacity 265 kW	–	–	●
Mercedes-Benz OM 470, Euro VI, nominal capacity 290 kW	–	–	○
Transmission (Drive train brake management with continuous brake integration)			
6-gear Mercedes-Benz GO 190-6, manual transmission	●	●	–
6-gear Mercedes-Benz GO 210-6, manual transmission	–	–	●
8-gear Mercedes-Benz GO 250-8 PowerShift 3, automatic transmission	○	○	○
4-gear Voith DIWA.6, automatic transmission	○	○	○
6-gear ZF EcoLife AP, automatic transmission	○	○	○
Chassis			
Front axle: Independent suspension, anti-roll bar	●	●	●
Drive axle: With anti-roll bar	●	●	●
Raising/Lowering system	○	○	○
Kneeling	○	○	○
Brakes			
Pneumatic disc brakes at all axles	●	●	●
Electronic Stability Program (ESP®)	○	○	○
Electropneumatic braking system (EBS), Anti-blocking system (ABS)	●	●	●
Traction control (ASR)	●	●	●
Brake Assist (BAS)	●	●	●
Safety/Driver assistance systems			
Tire Pressure Monitoring (TPM)	○	○	○
Fuel tanks			
Fuel filling capacity [l], can be filled from both sides	approx. 350		
AdBlue® filling capacity [l]	approx. 23		

MultiClass 400	S 415 LE business	S 416 LE business	S 418 LE business
Seats			
Standard seating “Setra Transit”	49	53	61
Heating/Ventilation/Air conditioning			
Blower heaters at side walls	●	●	●
Roof fans incl. cockpit heating and ventilation	●	●	●
Air conditioning in different performance classes	○	○	○
Air-conditioning system			
Refrigerant filling capacity [kg]	9.5		
CO ₂ equivalent [t]	13.585		
Fridge			
Refrigerant filling capacity [kg]	0–0.070 ¹		
CO ₂ equivalent [t]	0–0.100 ¹		

● Standard feature ○ Special feature – Not available ¹ Depending on the installed refrigerator model and placement

Important Note:

The air-conditioning system and the refrigerator of your vehicle are filled with the coolant R-134a and contain a fluorinated greenhouse gas. The GWP value of the refrigerant used is 1,430. Signs with detailed specifications of the coolant type in use are located on the respective devices. As to this, please note the Operating Manual of your vehicle.

